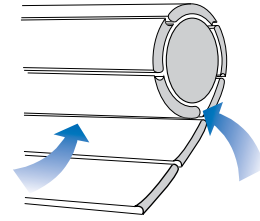


IMPORTANT SAFETY TIP

Always buy a garage door that complies fully with EN12453 - Safety in use of power operated garage doors ...and avoid finger entrapment!

NovoRol Deluxe complies with EN12453 - Safety in use of power operated garage doors, by means of the NovoShield box cover which covers the operating mechanism of the door curtain.



NovoShield

Finished in white as standard colour, shields the user from accidental finger entrapment and provides an attractive finish to the door curtain.

Safety Brake and Pivo-Glide

A safety brake is supplied as standard together with Pivo-Glide sliding brackets which reduce noise, wear and scuffing of the door edges.

Guide Rails

NovoRol Deluxe guide rails made from 90mm aluminium profile with a white polyester powder coated finish.

Manual Override

A connector and crank handle are supplied as standard, so your door can be opened, from inside, even during a power cut.

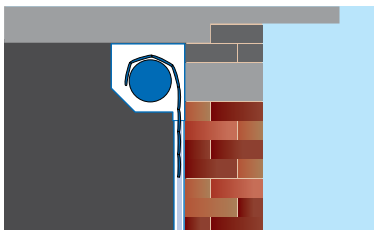
NovoRol Deluxe Control System

An interior light is provided within the self contained NovoRol Deluxe control box.

NovoRol Deluxe Safety Edge

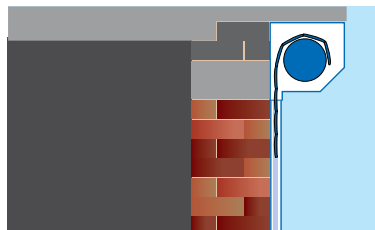
Supplied as standard. At the bottom edge of your door is an emergency sensor which will stop and reverse when the door is in operation, if it senses an obstruction.

Fitting options



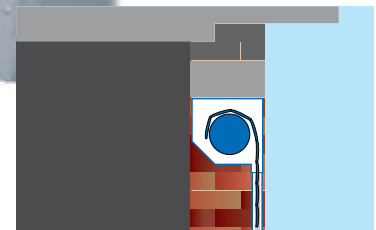
Internal

NovoRol Deluxe may be installed inside the opening to the garage. This is ideal when headroom inside the garage isn't seriously restricted. Internal reveal fixing may be used to great effect in arched openings.



External

NovoRol Deluxe may be installed in front of the opening to the garage. This is ideal when headroom inside the garage is particularly restricted. Note some marking may show over time at the upper corners of the door. Only supplied in white.



Reveal

NovoRol Deluxe may be installed in the garage opening itself. This option gives maximised internal space in the garage, whilst not obscuring the exterior of the garage. Requires good reveal headroom. When the reveal fix option is chosen it may also be necessary to strengthen the lower edge of a 90° fascia in order to prevent it from marking the door's curtain during operation.